













# SPOTlight: School Year 2022-2023

## Maritime Academy Charter School (MACHS)

<b>School Code</b>	3366	<b>Principal Name</b>	Peter Saunders
<b>Sector</b>	Charter	<b>Address</b>	2275 Bridge St
<b>Network</b>	Charters	<b>Phone</b>	215 535 4555
<b>Report Type</b>	K 8 School	<b>Admission Category</b>	Citywide
<b>Receives HS Report</b>	Yes	<b>October 1 Enrollment</b>	570
<b>Grades in Report</b>	K 8		
<b>Website</b>	maritimecharter.org		

## School Performance Outcomes Table

CONDITIONS FOR SUCCESS				
Metric Name	2021-22 Results	2022-23 Results	2022-23 Progress	Metric Description
Student Attendance	61.9%	72.2%	+10.3 %-pts 	Percentage of students attending 90% or more of instructional days
Teacher Attendance	Not Applicable			Percentage of teachers attending 90% or more of work days
Student Dropouts (Grades 7-8)	0	0	+0 	Number of students no longer enrolled, and who did not transfer or graduate

ACADEMIC GOALS						
Metric Name	2021-22 Results	2022-23 Results	2022-23 Progress	2021-22 Results	2022-23 Results	2022-23 Progress
<b>Goals 1-3: Grades 3-8</b>	<b>PSSA/PASA Proficient or Advanced</b>			<b>PSSA/PASA Below Basic</b>		
Grade 3 Reading	28.1%	25.5%	-2.6 %-pts 	40.4%	33.3%	-7.1 %-pts 
Grade 3 - 8 Reading	30.4%	25.8%	-4.6 %-pts 	26.4%	22.0%	-4.4 %-pts 
Grade 3 Math	23.6%	16.0%	-7.6 %-pts 	54.5%	48.0%	-6.5 %-pts 
Grade 3 - 8 Math	10.4%	10.9%	+0.5 %-pts 	68.7%	58.3%	-10.5 %-pts 
Grade 4 and 8 Science	42.5%	51.1%	+8.6 %-pts 	28.1%	20.9%	-7.2 %-pts 

All SPOTlight indicator colors are based on unrounded changes in results. Percentage point changes are rounded to the nearest tenth for display.

SPOTlight Legend:	Improving 	Maintaining 	Not Improving 
-------------------	---	--	---



# Maritime Academy Charter School (MACHS)

## 2022-2023 SCHOOL PROGRESS REPORT ON EDUCATION AND EQUITY

School Code | 3366 Sector | Charter Network | Charters  
Principal Name | Peter Saunders Address | 2275 Bridge St  
Phone | 215-535-4555 Website | maritimecharter.org  
Report Type | K-8 School Grades in Report | K-8  
Admissions Category | Citywide Receives HS Report | Yes  
Oct 1 Enrollment | 570

### Student Enrollment and Demographics



- 0.2% American Indian / Alaskan Native
- 3.7% Asian
- 14.7% Black / African American
- 32.3% Hispanic / Latino
- 11.2% Multi Racial / Other
- 0.2% Native Hawaiian / Pacific Islander
- 37.7% White

**586**

# of Students Served Over the Full Year

**20.9%**

% of Students with IEPs

**5.8%**

% of Students Identified as English Learners

**76.7%**

% of Students Identified as Economically Disadvantaged

### Student Attendance

**48.8%**

% of Students Attending at Least 95% of Instructional Days

**72.2%**

% of Students Attending at Least 90% of Instructional Days

Score Level	Performance	Improvement	Level
Not Applicable for 2022-2023	Black / African American		
Performance Insufficient Data for Score	Insufficient Data for Score	<b>50.0%</b>	NA
	Hispanic / Latino		
Improvement Improving in 8 out of 13 Eligible Metrics <b>61.5%</b>	Insufficient Data for Score	<b>50.0%</b>	NA
	Multi Racial / Other		
Goal Performance (All Students)	Insufficient Data for Score	Insufficient Data for Score	NA
	White		
GOAL 1   PSSA ELA: % of Students Proficient or Advanced, Grades 3-8	Insufficient Data for Score	<b>83.3%</b>	NA
Score: <b>25.8%</b> NOT IMPROVING -4.6 From Prior Year	American Indian / Alaskan Native		
	Insufficient Data for Score	Insufficient Data for Score	NA
GOAL 2   PSSA ELA: % of Students Proficient or Advanced, Grade 3	Insufficient Data for Score	Insufficient Data for Score	NA
Score: <b>25.5%</b> NOT IMPROVING -2.6 From Prior Year	Asian		
	Insufficient Data for Score	Insufficient Data for Score	NA
GOAL 3   PSSA Math: % of Students Proficient or Advanced, Grades 3-8	Insufficient Data for Score	Insufficient Data for Score	NA
Score: <b>10.9%</b> MAINTAINING +0.5 From Prior Year	Native Hawaiian / Pacific Islander		
	Insufficient Data for Score	Insufficient Data for Score	NA
Legend: Improving (Green), Maintaining (Orange), Not Improving (Red), Not Applicable (Grey)	English Learners		
	Insufficient Data for Score	Insufficient Data for Score	NA
Office of Evaluation, Research, and Accountability	Students with IEPs		
	Insufficient Data for Score	<b>100.0%</b>	NA
	Economically Disadvantaged		
	Insufficient Data for Score	<b>60.0%</b>	NA

# Climate, Culture & Opportunity

## Conditions for Success

School Code | 3366 School Name | Maritime Academy Charter School (MACHS)

### % of Students Attending 90%+ of Days

#### All Students

586 Students

Score: 72.2%



IMPROVING

+10.3 From Prior Year



### % of Students Attending

Greater Than 95% of Instructional Days

48.8%

90-95% of Instructional Days

23.4%

85-90% of Instructional Days

13.0%

80-85% of Instructional Days

6.7%

Less than 80% of Instructional Days

8.2%

### Number of Dropouts

#### All Students

Grades 7-8

Students: 0

IMPROVING

+0.0 From Prior Year



### % of Students Receiving Zero Out-of-School Suspensions

#### All Students

586 Students

Score: 99.2%



MAINTAINING

+0.5 From Prior Year



\* Schools that are performing at the most positive value for a metric automatically receive a label of "Improving", even if no change in performance occurred.

# Climate, Culture & Opportunity

## Conditions for Success

School Code | 3366 School Name | Maritime Academy Charter School (MACHS)

**% of Teachers Attending 90%+ of Days**

**Additional Teacher Metrics**

**All Teachers**

**Not Applicable**

**Data Unavailable**  
% of Teachers Rated as  
Distinguished

**Data Unavailable**  
% of Teachers Rated as  
Proficient

**Data Unavailable**  
Year-to-Year Teacher  
Retention

*\* Schools that are performing at the most positive value for a metric automatically receive a label of "Improving", even if no change in performance occurred.*

# Reading: Every Student Reads On or Above Grade Level

## Goal 1 - PSSA Reading Proficiency, Grades 3-8

School Code | 3366 School Name | Maritime Academy Charter School (MACHS)

PSSA ELA: % of Students Proficient or Advanced, Grades 3-8	PSSA ELA: % of Students Below Basic, Grades 3-8
<b>All Students</b> 110 out of 427 Students <b>Score: 25.8%</b> <div style="display: flex; align-items: center; gap: 10px;"> <span style="background-color: #c00000; color: white; padding: 2px 5px; border-radius: 10px;">NOT IMPROVING</span> <span>-4.6 From Prior Year</span> <span style="color: red; font-size: 24px;">✗</span> </div>	<b>All Students</b> 94 out of 427 Students <b>Score: 22.0%</b> <div style="display: flex; align-items: center; gap: 10px;"> <span style="background-color: #008000; color: white; padding: 2px 5px; border-radius: 10px;">IMPROVING</span> <span>-4.4 From Prior Year</span> <span style="color: green; font-size: 24px;">✓</span> </div>
<b>Black / African American</b> 17 out of 65 Students <b>Score: 26.2%</b> <div style="display: flex; align-items: center; gap: 10px;"> <span style="background-color: #008000; color: white; padding: 2px 5px; border-radius: 10px;">IMPROVING</span> <span>+5.3 From Prior Year</span> <span style="color: green; font-size: 24px;">✓</span> </div>	<b>Black / African American</b> 16 out of 65 Students <b>Score: 24.6%</b> <div style="display: flex; align-items: center; gap: 10px;"> <span style="background-color: #c00000; color: white; padding: 2px 5px; border-radius: 10px;">NOT IMPROVING</span> <span>+2.2 From Prior Year</span> <span style="color: red; font-size: 24px;">✗</span> </div>
<b>Hispanic / Latino</b> 34 out of 175 Students <b>Score: 19.4%</b> <div style="display: flex; align-items: center; gap: 10px;"> <span style="background-color: #c00000; color: white; padding: 2px 5px; border-radius: 10px;">NOT IMPROVING</span> <span>-6.4 From Prior Year</span> <span style="color: red; font-size: 24px;">✗</span> </div>	<b>Hispanic / Latino</b> 38 out of 175 Students <b>Score: 21.7%</b> <div style="display: flex; align-items: center; gap: 10px;"> <span style="background-color: #008000; color: white; padding: 2px 5px; border-radius: 10px;">IMPROVING</span> <span>-3.5 From Prior Year</span> <span style="color: green; font-size: 24px;">✓</span> </div>
<b>Multi Racial / Other</b> 3 out of 23 Students <b>Score: 13.0%</b> <div style="display: flex; align-items: center; gap: 10px;"> <span style="background-color: #c00000; color: white; padding: 2px 5px; border-radius: 10px;">NOT IMPROVING</span> <span>-8.7 From Prior Year</span> <span style="color: red; font-size: 24px;">✗</span> </div>	<b>Multi Racial / Other</b> 10 out of 23 Students <b>Score: 43.5%</b> <div style="display: flex; align-items: center; gap: 10px;"> <span style="background-color: #c00000; color: white; padding: 2px 5px; border-radius: 10px;">NOT IMPROVING</span> <span>+8.7 From Prior Year</span> <span style="color: red; font-size: 24px;">✗</span> </div>
<b>White</b> 46 out of 144 Students <b>Score: 31.9%</b> <div style="display: flex; align-items: center; gap: 10px;"> <span style="background-color: #c00000; color: white; padding: 2px 5px; border-radius: 10px;">NOT IMPROVING</span> <span>-4.3 From Prior Year</span> <span style="color: red; font-size: 24px;">✗</span> </div>	<b>White</b> 27 out of 144 Students <b>Score: 18.8%</b> <div style="display: flex; align-items: center; gap: 10px;"> <span style="background-color: #008000; color: white; padding: 2px 5px; border-radius: 10px;">IMPROVING</span> <span>-10.7 From Prior Year</span> <span style="color: green; font-size: 24px;">✓</span> </div>
<b>American Indian / Alaskan Native</b> Insufficient Sample	<b>American Indian / Alaskan Native</b> Insufficient Sample
<b>Asian</b> 10 out of 20 Students <b>Score: 50.0%</b> <div style="display: flex; align-items: center; gap: 10px;"> <span style="background-color: #c00000; color: white; padding: 2px 5px; border-radius: 10px;">NOT IMPROVING</span> <span>-4.2 From Prior Year</span> <span style="color: red; font-size: 24px;">✗</span> </div>	<b>Asian</b> 3 out of 20 Students <b>Score: 15.0%</b> <div style="display: flex; align-items: center; gap: 10px;"> <span style="background-color: #008000; color: white; padding: 2px 5px; border-radius: 10px;">IMPROVING</span> <span>-1.7 From Prior Year</span> <span style="color: green; font-size: 24px;">✓</span> </div>
<b>Native Hawaiian / Pacific Islander</b> Insufficient Sample	<b>Native Hawaiian / Pacific Islander</b> Insufficient Sample
<b>English Learners</b> 9 out of 53 Students <b>Score: 17.0%</b> <div style="display: flex; align-items: center; gap: 10px;"> <span style="background-color: #008000; color: white; padding: 2px 5px; border-radius: 10px;">IMPROVING</span> <span>+3.8 From Prior Year</span> <span style="color: green; font-size: 24px;">✓</span> </div>	<b>English Learners</b> 15 out of 53 Students <b>Score: 28.3%</b> <div style="display: flex; align-items: center; gap: 10px;"> <span style="background-color: #008000; color: white; padding: 2px 5px; border-radius: 10px;">IMPROVING</span> <span>-11.2 From Prior Year</span> <span style="color: green; font-size: 24px;">✓</span> </div>
<b>Students with IEPs</b> 4 out of 79 Students <b>Score: 5.1%</b> <div style="display: flex; align-items: center; gap: 10px;"> <span style="background-color: #008000; color: white; padding: 2px 5px; border-radius: 10px;">IMPROVING</span> <span>+3.9 From Prior Year</span> <span style="color: green; font-size: 24px;">✓</span> </div>	<b>Students with IEPs</b> 41 out of 79 Students <b>Score: 51.9%</b> <div style="display: flex; align-items: center; gap: 10px;"> <span style="background-color: #008000; color: white; padding: 2px 5px; border-radius: 10px;">IMPROVING</span> <span>-12.7 From Prior Year</span> <span style="color: green; font-size: 24px;">✓</span> </div>
<b>Economically Disadvantaged</b> 75 out of 335 Students <b>Score: 22.4%</b> <div style="display: flex; align-items: center; gap: 10px;"> <span style="background-color: #c00000; color: white; padding: 2px 5px; border-radius: 10px;">NOT IMPROVING</span> <span>-8.7 From Prior Year</span> <span style="color: red; font-size: 24px;">✗</span> </div>	<b>Economically Disadvantaged</b> 78 out of 335 Students <b>Score: 23.3%</b> <div style="display: flex; align-items: center; gap: 10px;"> <span style="background-color: #008000; color: white; padding: 2px 5px; border-radius: 10px;">IMPROVING</span> <span>-4.4 From Prior Year</span> <span style="color: green; font-size: 24px;">✓</span> </div>

\* Schools that are performing at the most positive value for a metric automatically receive a label of "Improving", even if no change in performance occurred.

# Reading: Every Student Reads On or Above Grade Level

## Goal 2 - PSSA Reading Proficiency, Grade 3

School Code | 3366 School Name | Maritime Academy Charter School (MACHS)

PSSA ELA: % of Students Proficient or Advanced, Grade 3	PSSA ELA: % of Students Below Basic, Grade 3
<b>All Students</b> <i>13 out of 51 Students</i> <b>Score: 25.5%</b> <div style="display: inline-block; border: 1px solid gray; padding: 2px;"> <span style="background-color: #c00000; color: white; border-radius: 10px; padding: 2px 5px;">NOT IMPROVING</span> <span style="margin-left: 10px;">-2.6 From Prior Year</span> <span style="font-size: 1.5em; color: #c00000; margin-left: 5px;">✘</span> </div>	<b>All Students</b> <i>17 out of 51 Students</i> <b>Score: 33.3%</b> <div style="display: inline-block; border: 1px solid gray; padding: 2px;"> <span style="background-color: #008000; color: white; border-radius: 10px; padding: 2px 5px;">IMPROVING</span> <span style="margin-left: 10px;">-7.1 From Prior Year</span> <span style="font-size: 1.5em; color: #008000; margin-left: 5px;">✔</span> </div>
<b>Black / African American</b> Insufficient Sample	<b>Black / African American</b> Insufficient Sample
<b>Hispanic / Latino</b> <i>5 out of 25 Students</i> <b>Score: 20.0%</b> <div style="display: inline-block; border: 1px solid gray; padding: 2px;"> <span style="background-color: #c00000; color: white; border-radius: 10px; padding: 2px 5px;">NOT IMPROVING</span> <span style="margin-left: 10px;">-13.3 From Prior Year</span> <span style="font-size: 1.5em; color: #c00000; margin-left: 5px;">✘</span> </div>	<b>Hispanic / Latino</b> <i>9 out of 25 Students</i> <b>Score: 36.0%</b> <div style="display: inline-block; border: 1px solid gray; padding: 2px;"> <span style="background-color: #c00000; color: white; border-radius: 10px; padding: 2px 5px;">NOT IMPROVING</span> <span style="margin-left: 10px;">+2.7 From Prior Year</span> <span style="font-size: 1.5em; color: #c00000; margin-left: 5px;">✘</span> </div>
<b>Multi Racial / Other</b> Insufficient Sample	<b>Multi Racial / Other</b> Insufficient Sample
<b>White</b> Insufficient Sample	<b>White</b> Insufficient Sample
<b>American Indian / Alaskan Native</b> Insufficient Sample	<b>American Indian / Alaskan Native</b> Insufficient Sample
<b>Asian</b> Insufficient Sample	<b>Asian</b> Insufficient Sample
<b>Native Hawaiian / Pacific Islander</b> Insufficient Sample	<b>Native Hawaiian / Pacific Islander</b> Insufficient Sample
<b>English Learners</b> Insufficient Sample	<b>English Learners</b> Insufficient Sample
<b>Students with IEPs</b> Insufficient Sample	<b>Students with IEPs</b> Insufficient Sample
<b>Economically Disadvantaged</b> <i>8 out of 41 Students</i> <b>Score: 19.5%</b> <div style="display: inline-block; border: 1px solid gray; padding: 2px;"> <span style="background-color: #c00000; color: white; border-radius: 10px; padding: 2px 5px;">NOT IMPROVING</span> <span style="margin-left: 10px;">-8.0 From Prior Year</span> <span style="font-size: 1.5em; color: #c00000; margin-left: 5px;">✘</span> </div>	<b>Economically Disadvantaged</b> <i>15 out of 41 Students</i> <b>Score: 36.6%</b> <div style="display: inline-block; border: 1px solid gray; padding: 2px;"> <span style="background-color: #008000; color: white; border-radius: 10px; padding: 2px 5px;">IMPROVING</span> <span style="margin-left: 10px;">-4.6 From Prior Year</span> <span style="font-size: 1.5em; color: #008000; margin-left: 5px;">✔</span> </div>

\* Schools that are performing at the most positive value for a metric automatically receive a label of "Improving", even if no change in performance occurred.

# Math & Science: Every Student Performs On or Above Grade Level

## Goal 3 - PSSA Math Proficiency, Grades 3-8

School Code | 3366 School Name | Maritime Academy Charter School (MACHS)

PSSA Math: % of Students Proficient or Advanced, Grades 3-8	PSSA Math: % of Students Below Basic, Grades 3-8
<b>All Students</b> 46 out of 424 Students <b>Score: 10.9%</b> <div style="display: flex; align-items: center; gap: 10px;"> <div style="background-color: #ffc107; border-radius: 10px; padding: 5px 10px;">MAINTAINING</div> <div>+0.5 From Prior Year</div> <div style="background-color: #ffc107; border-radius: 50%; width: 20px; height: 20px; display: flex; align-items: center; justify-content: center;">—</div> </div>	<b>All Students</b> 247 out of 424 Students <b>Score: 58.3%</b> <div style="display: flex; align-items: center; gap: 10px;"> <div style="background-color: #28a745; border-radius: 10px; padding: 5px 10px;">IMPROVING</div> <div>-10.5 From Prior Year</div> <div style="background-color: #28a745; border-radius: 50%; width: 20px; height: 20px; display: flex; align-items: center; justify-content: center;">✓</div> </div>
<b>Black / African American</b> 5 out of 65 Students <b>Score: 7.7%</b> <div style="display: flex; align-items: center; gap: 10px;"> <div style="background-color: #28a745; border-radius: 10px; padding: 5px 10px;">IMPROVING</div> <div>+1.5 From Prior Year</div> <div style="background-color: #28a745; border-radius: 50%; width: 20px; height: 20px; display: flex; align-items: center; justify-content: center;">✓</div> </div>	<b>Black / African American</b> 43 out of 65 Students <b>Score: 66.2%</b> <div style="display: flex; align-items: center; gap: 10px;"> <div style="background-color: #28a745; border-radius: 10px; padding: 5px 10px;">IMPROVING</div> <div>-13.9 From Prior Year</div> <div style="background-color: #28a745; border-radius: 50%; width: 20px; height: 20px; display: flex; align-items: center; justify-content: center;">✓</div> </div>
<b>Hispanic / Latino</b> 12 out of 173 Students <b>Score: 6.9%</b> <div style="display: flex; align-items: center; gap: 10px;"> <div style="background-color: #28a745; border-radius: 10px; padding: 5px 10px;">IMPROVING</div> <div>+2.4 From Prior Year</div> <div style="background-color: #28a745; border-radius: 50%; width: 20px; height: 20px; display: flex; align-items: center; justify-content: center;">✓</div> </div>	<b>Hispanic / Latino</b> 109 out of 173 Students <b>Score: 63.0%</b> <div style="display: flex; align-items: center; gap: 10px;"> <div style="background-color: #28a745; border-radius: 10px; padding: 5px 10px;">IMPROVING</div> <div>-13.4 From Prior Year</div> <div style="background-color: #28a745; border-radius: 50%; width: 20px; height: 20px; display: flex; align-items: center; justify-content: center;">✓</div> </div>
<b>Multi Racial / Other</b> 0 out of 23 Students <b>Score: 0.0%</b> <div style="display: flex; align-items: center; gap: 10px;"> <div style="background-color: #dc3545; border-radius: 10px; padding: 5px 10px;">NOT IMPROVING</div> <div>-4.4 From Prior Year</div> <div style="background-color: #dc3545; border-radius: 50%; width: 20px; height: 20px; display: flex; align-items: center; justify-content: center;">✗</div> </div>	<b>Multi Racial / Other</b> 19 out of 23 Students <b>Score: 82.6%</b> <div style="display: flex; align-items: center; gap: 10px;"> <div style="background-color: #28a745; border-radius: 10px; padding: 5px 10px;">IMPROVING</div> <div>-4.4 From Prior Year</div> <div style="background-color: #28a745; border-radius: 50%; width: 20px; height: 20px; display: flex; align-items: center; justify-content: center;">✓</div> </div>
<b>White</b> 22 out of 143 Students <b>Score: 15.4%</b> <div style="display: flex; align-items: center; gap: 10px;"> <div style="background-color: #28a745; border-radius: 10px; padding: 5px 10px;">IMPROVING</div> <div>+2.2 From Prior Year</div> <div style="background-color: #28a745; border-radius: 50%; width: 20px; height: 20px; display: flex; align-items: center; justify-content: center;">✓</div> </div>	<b>White</b> 70 out of 143 Students <b>Score: 49.0%</b> <div style="display: flex; align-items: center; gap: 10px;"> <div style="background-color: #28a745; border-radius: 10px; padding: 5px 10px;">IMPROVING</div> <div>-10.9 From Prior Year</div> <div style="background-color: #28a745; border-radius: 50%; width: 20px; height: 20px; display: flex; align-items: center; justify-content: center;">✓</div> </div>
<b>American Indian / Alaskan Native</b> Insufficient Sample	<b>American Indian / Alaskan Native</b> Insufficient Sample
<b>Asian</b> 7 out of 20 Students <b>Score: 35.0%</b> <div style="display: flex; align-items: center; gap: 10px;"> <div style="background-color: #dc3545; border-radius: 10px; padding: 5px 10px;">NOT IMPROVING</div> <div>-10.8 From Prior Year</div> <div style="background-color: #dc3545; border-radius: 50%; width: 20px; height: 20px; display: flex; align-items: center; justify-content: center;">✗</div> </div>	<b>Asian</b> 6 out of 20 Students <b>Score: 30.0%</b> <div style="display: flex; align-items: center; gap: 10px;"> <div style="background-color: #28a745; border-radius: 10px; padding: 5px 10px;">IMPROVING</div> <div>-3.3 From Prior Year</div> <div style="background-color: #28a745; border-radius: 50%; width: 20px; height: 20px; display: flex; align-items: center; justify-content: center;">✓</div> </div>
<b>Native Hawaiian / Pacific Islander</b> Insufficient Sample	<b>Native Hawaiian / Pacific Islander</b> Insufficient Sample
<b>English Learners</b> 5 out of 53 Students <b>Score: 9.4%</b> <div style="display: flex; align-items: center; gap: 10px;"> <div style="background-color: #28a745; border-radius: 10px; padding: 5px 10px;">IMPROVING</div> <div>+9.4 From Prior Year</div> <div style="background-color: #28a745; border-radius: 50%; width: 20px; height: 20px; display: flex; align-items: center; justify-content: center;">✓</div> </div>	<b>English Learners</b> 33 out of 53 Students <b>Score: 62.3%</b> <div style="display: flex; align-items: center; gap: 10px;"> <div style="background-color: #28a745; border-radius: 10px; padding: 5px 10px;">IMPROVING</div> <div>-16.7 From Prior Year</div> <div style="background-color: #28a745; border-radius: 50%; width: 20px; height: 20px; display: flex; align-items: center; justify-content: center;">✓</div> </div>
<b>Students with IEPs</b> 3 out of 76 Students <b>Score: 4.0%</b> <div style="display: flex; align-items: center; gap: 10px;"> <div style="background-color: #28a745; border-radius: 10px; padding: 5px 10px;">IMPROVING</div> <div>+2.7 From Prior Year</div> <div style="background-color: #28a745; border-radius: 50%; width: 20px; height: 20px; display: flex; align-items: center; justify-content: center;">✓</div> </div>	<b>Students with IEPs</b> 59 out of 76 Students <b>Score: 77.6%</b> <div style="display: flex; align-items: center; gap: 10px;"> <div style="background-color: #28a745; border-radius: 10px; padding: 5px 10px;">IMPROVING</div> <div>-18.7 From Prior Year</div> <div style="background-color: #28a745; border-radius: 50%; width: 20px; height: 20px; display: flex; align-items: center; justify-content: center;">✓</div> </div>
<b>Economically Disadvantaged</b> 34 out of 332 Students <b>Score: 10.2%</b> <div style="display: flex; align-items: center; gap: 10px;"> <div style="background-color: #ffc107; border-radius: 10px; padding: 5px 10px;">MAINTAINING</div> <div>-0.1 From Prior Year</div> <div style="background-color: #ffc107; border-radius: 50%; width: 20px; height: 20px; display: flex; align-items: center; justify-content: center;">—</div> </div>	<b>Economically Disadvantaged</b> 192 out of 332 Students <b>Score: 57.8%</b> <div style="display: flex; align-items: center; gap: 10px;"> <div style="background-color: #28a745; border-radius: 10px; padding: 5px 10px;">IMPROVING</div> <div>-12.4 From Prior Year</div> <div style="background-color: #28a745; border-radius: 50%; width: 20px; height: 20px; display: flex; align-items: center; justify-content: center;">✓</div> </div>

\* Schools that are performing at the most positive value for a metric automatically receive a label of "Improving", even if no change in performance occurred.

# Math & Science: Every Student Performs On or Above Grade Level

## PSSA Math Proficiency, Grade 3

School Code | 3366 School Name | Maritime Academy Charter School (MACHS)

PSSA Math: % of Students Proficient or Advanced, Grade 3	PSSA Math: % of Students Below Basic, Grade 3
<b>All Students</b> <i>8 out of 50 Students</i> <b>Score: 16.0%</b> <div style="display: inline-block; border: 1px solid gray; padding: 2px;"> <span style="background-color: red; color: white; border-radius: 10px; padding: 2px 5px;">NOT IMPROVING</span> <span style="margin-left: 10px;">-7.6 From Prior Year</span> <span style="font-size: 2em; color: red; margin-left: 5px;">✘</span> </div>	<b>All Students</b> <i>24 out of 50 Students</i> <b>Score: 48.0%</b> <div style="display: inline-block; border: 1px solid gray; padding: 2px;"> <span style="background-color: green; color: white; border-radius: 10px; padding: 2px 5px;">IMPROVING</span> <span style="margin-left: 10px;">-6.5 From Prior Year</span> <span style="font-size: 2em; color: green; margin-left: 5px;">✔</span> </div>
<b>Black / African American</b> Insufficient Sample	<b>Black / African American</b> Insufficient Sample
<b>Hispanic / Latino</b> <i>1 out of 24 Students</i> <b>Score: 4.2%</b> <div style="display: inline-block; border: 1px solid gray; padding: 2px;"> <span style="background-color: red; color: white; border-radius: 10px; padding: 2px 5px;">NOT IMPROVING</span> <span style="margin-left: 10px;">-19.6 From Prior Year</span> <span style="font-size: 2em; color: red; margin-left: 5px;">✘</span> </div>	<b>Hispanic / Latino</b> <i>15 out of 24 Students</i> <b>Score: 62.5%</b> <div style="display: inline-block; border: 1px solid gray; padding: 2px;"> <span style="background-color: red; color: white; border-radius: 10px; padding: 2px 5px;">NOT IMPROVING</span> <span style="margin-left: 10px;">+19.6 From Prior Year</span> <span style="font-size: 2em; color: red; margin-left: 5px;">✘</span> </div>
<b>Multi Racial / Other</b> Insufficient Sample	<b>Multi Racial / Other</b> Insufficient Sample
<b>White</b> Insufficient Sample	<b>White</b> Insufficient Sample
<b>American Indian / Alaskan Native</b> Insufficient Sample	<b>American Indian / Alaskan Native</b> Insufficient Sample
<b>Asian</b> Insufficient Sample	<b>Asian</b> Insufficient Sample
<b>Native Hawaiian / Pacific Islander</b> Insufficient Sample	<b>Native Hawaiian / Pacific Islander</b> Insufficient Sample
<b>English Learners</b> Insufficient Sample	<b>English Learners</b> Insufficient Sample
<b>Students with IEPs</b> Insufficient Sample	<b>Students with IEPs</b> Insufficient Sample
<b>Economically Disadvantaged</b> <i>5 out of 40 Students</i> <b>Score: 12.5%</b> <div style="display: inline-block; border: 1px solid gray; padding: 2px;"> <span style="background-color: red; color: white; border-radius: 10px; padding: 2px 5px;">NOT IMPROVING</span> <span style="margin-left: 10px;">-12.0 From Prior Year</span> <span style="font-size: 2em; color: red; margin-left: 5px;">✘</span> </div>	<b>Economically Disadvantaged</b> <i>19 out of 40 Students</i> <b>Score: 47.5%</b> <div style="display: inline-block; border: 1px solid gray; padding: 2px;"> <span style="background-color: green; color: white; border-radius: 10px; padding: 2px 5px;">IMPROVING</span> <span style="margin-left: 10px;">-7.6 From Prior Year</span> <span style="font-size: 2em; color: green; margin-left: 5px;">✔</span> </div>

\* Schools that are performing at the most positive value for a metric automatically receive a label of "Improving", even if no change in performance occurred.



# Math & Science: Every Student Performs On or Above Grade Level

## PSSA Science Proficiency, Grades 4 and 8

School Code | 3366 School Name | Maritime Academy Charter School (MACHS)

PSSA Science: % of Students Proficient or Advanced, Grades 4 & 8	PSSA Science: % of Students Below Basic, Grades 4 & 8
<b>All Students</b> 71 out of 139 Students <b>Score: 51.1%</b> <div style="display: flex; align-items: center; gap: 10px;"> <div style="background-color: #28a745; color: white; padding: 5px 10px; border-radius: 15px;">IMPROVING</div> <div style="text-align: right;">+8.6 From Prior Year</div> <div style="font-size: 2em;">✔</div> </div>	<b>All Students</b> 29 out of 139 Students <b>Score: 20.9%</b> <div style="display: flex; align-items: center; gap: 10px;"> <div style="background-color: #28a745; color: white; padding: 5px 10px; border-radius: 15px;">IMPROVING</div> <div style="text-align: right;">-7.2 From Prior Year</div> <div style="font-size: 2em;">✔</div> </div>
<b>Black / African American</b> 6 out of 23 Students <b>Score: 26.1%</b> <div style="display: flex; align-items: center; gap: 10px;"> <div style="background-color: #dc3545; color: white; padding: 5px 10px; border-radius: 15px;">NOT IMPROVING</div> <div style="text-align: right;">-11.4 From Prior Year</div> <div style="font-size: 2em;">✘</div> </div>	<b>Black / African American</b> 10 out of 23 Students <b>Score: 43.5%</b> <div style="display: flex; align-items: center; gap: 10px;"> <div style="background-color: #dc3545; color: white; padding: 5px 10px; border-radius: 15px;">NOT IMPROVING</div> <div style="text-align: right;">+10.2 From Prior Year</div> <div style="font-size: 2em;">✘</div> </div>
<b>Hispanic / Latino</b> 27 out of 56 Students <b>Score: 48.2%</b> <div style="display: flex; align-items: center; gap: 10px;"> <div style="background-color: #28a745; color: white; padding: 5px 10px; border-radius: 15px;">IMPROVING</div> <div style="text-align: right;">+14.1 From Prior Year</div> <div style="font-size: 2em;">✔</div> </div>	<b>Hispanic / Latino</b> 13 out of 56 Students <b>Score: 23.2%</b> <div style="display: flex; align-items: center; gap: 10px;"> <div style="background-color: #28a745; color: white; padding: 5px 10px; border-radius: 15px;">IMPROVING</div> <div style="text-align: right;">-8.6 From Prior Year</div> <div style="font-size: 2em;">✔</div> </div>
<b>Multi Racial / Other</b> Insufficient Sample	<b>Multi Racial / Other</b> Insufficient Sample
<b>White</b> 32 out of 47 Students <b>Score: 68.1%</b> <div style="display: flex; align-items: center; gap: 10px;"> <div style="background-color: #28a745; color: white; padding: 5px 10px; border-radius: 15px;">IMPROVING</div> <div style="text-align: right;">+24.5 From Prior Year</div> <div style="font-size: 2em;">✔</div> </div>	<b>White</b> 4 out of 47 Students <b>Score: 8.5%</b> <div style="display: flex; align-items: center; gap: 10px;"> <div style="background-color: #28a745; color: white; padding: 5px 10px; border-radius: 15px;">IMPROVING</div> <div style="text-align: right;">-17.3 From Prior Year</div> <div style="font-size: 2em;">✔</div> </div>
<b>American Indian / Alaskan Native</b> Insufficient Sample	<b>American Indian / Alaskan Native</b> Insufficient Sample
<b>Asian</b> Insufficient Sample	<b>Asian</b> Insufficient Sample
<b>Native Hawaiian / Pacific Islander</b> Insufficient Sample	<b>Native Hawaiian / Pacific Islander</b> Insufficient Sample
<b>English Learners</b> 11 out of 23 Students <b>Score: 47.8%</b> <div style="display: flex; align-items: center; gap: 10px;"> <div style="background-color: #6c757d; color: white; padding: 5px 10px; border-radius: 15px;">Not Applicable</div> <div style="text-align: right;">No Data Prior Year</div> <div style="font-size: 2em;">○</div> </div>	<b>English Learners</b> 5 out of 23 Students <b>Score: 21.7%</b> <div style="display: flex; align-items: center; gap: 10px;"> <div style="background-color: #6c757d; color: white; padding: 5px 10px; border-radius: 15px;">Not Applicable</div> <div style="text-align: right;">No Data Prior Year</div> <div style="font-size: 2em;">○</div> </div>
<b>Students with IEPs</b> 4 out of 26 Students <b>Score: 15.4%</b> <div style="display: flex; align-items: center; gap: 10px;"> <div style="background-color: #28a745; color: white; padding: 5px 10px; border-radius: 15px;">IMPROVING</div> <div style="text-align: right;">+8.3 From Prior Year</div> <div style="font-size: 2em;">✔</div> </div>	<b>Students with IEPs</b> 14 out of 26 Students <b>Score: 53.9%</b> <div style="display: flex; align-items: center; gap: 10px;"> <div style="background-color: #28a745; color: white; padding: 5px 10px; border-radius: 15px;">IMPROVING</div> <div style="text-align: right;">-14.1 From Prior Year</div> <div style="font-size: 2em;">✔</div> </div>
<b>Economically Disadvantaged</b> 57 out of 111 Students <b>Score: 51.4%</b> <div style="display: flex; align-items: center; gap: 10px;"> <div style="background-color: #28a745; color: white; padding: 5px 10px; border-radius: 15px;">IMPROVING</div> <div style="text-align: right;">+8.8 From Prior Year</div> <div style="font-size: 2em;">✔</div> </div>	<b>Economically Disadvantaged</b> 23 out of 111 Students <b>Score: 20.7%</b> <div style="display: flex; align-items: center; gap: 10px;"> <div style="background-color: #28a745; color: white; padding: 5px 10px; border-radius: 15px;">IMPROVING</div> <div style="text-align: right;">-7.1 From Prior Year</div> <div style="font-size: 2em;">✔</div> </div>

\* Schools that are performing at the most positive value for a metric automatically receive a label of "Improving", even if no change in performance occurred.